



## Notice: Changes to Bicycle Traffic Rules (Effective April 1, 2026)

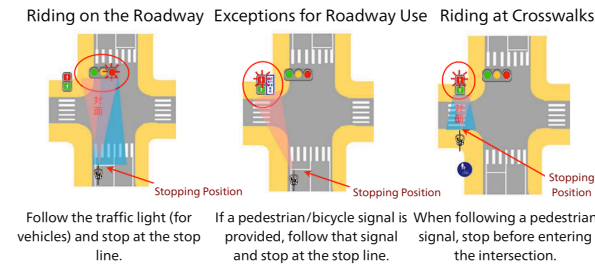
Effective April 1, 2026 (Reiwa 8), the “Traffic Violation Notification System” (Blue Ticket system) will be introduced for bicycle violations. Cyclists aged 16 and over who commit specified violations will be subject to a penalty payment notice. Based on the “Bicycle Rule Book” issued by the National Police Agency, this leaflet outlines the key rules all bicycle users must follow.

To help prevent traffic accidents and ensure safe bicycle use, we ask for your cooperation in observing these rules and sharing this information with others.  
\*Excerpted from the National Police Agency Traffic Bureau’s “Bicycle Rules Book”



### Stopping at a Red Signal

- At a stop line: Stop **before the line**.
- No stop line: Stop **before entering the intersection**.
- At a crosswalk: Stop **before the crosswalk**.



### ⑧ RAILWAY CROSSING RULES


#### Rules at Railway Crossings

Before crossing, you must **come to a full stop (before the stop line) and check for safety**. (Article 33-1, Road Traffic Act)

**【Violation / Penalty】**  
Failure to Stop at Crossing: ¥6,000 fine

**Do not enter the crossing while the barrier is lowering or the alarm is sounding.** (Article 33-2, Road Traffic Act)

**【Violation / Penalty】**  
Entering a Closed Crossing: ¥7,000 fine



### ⑨ OTHER RULES

#### Drunk Riding (Article 65-1)

Riding a bicycle **after consuming alcohol is prohibited**, regardless of the level of intoxication.



#### Dangerous (Aggressive) Riding (Article 117-2-1, etc.)

**Dangerous acts**, such as sudden braking or swerving to obstruct others, are **prohibited**.



#### Mobile Phone Use (Article 71-5-5) [¥12,000 fine]

Using a mobile phone while riding—including talking or looking at the screen—is **prohibited**.



#### Defective Brakes (Article 63-9) [¥5,000 fine]

Bicycles with **faulty or missing brakes must not be used**.



#### Carrying Passengers (Article 57-2) [¥3,000 fine]

**Carrying a passenger on a bicycle is prohibited**.



#### Duty of Safe Riding (Article 70) [¥6,000 fine]

Riders must operate their bicycle **safely** at a speed and in a manner that does **not endanger others**.



#### Earphones & Umbrellas (Article 71-6) [¥5,000 fine]

Riding while using **earphones or holding an umbrella**, which prevents hearing surrounding sounds, is **prohibited**.



#### Nighttime Lighting (Article 52-1) [¥5,000 fine]

Lights must be turned on **when riding at night**.



#### Helmet Use (Article 63-11)

**Wearing a helmet is strongly recommended** for all cyclists.



### ① BASIC RULES FOR ROADWAY USE

#### Principle: Use the Roadway

Bicycles are classified as “**light vehicles**” and are treated as **vehicles**.

On roads **with sidewalks or shoulders separated from the roadway**, bicycles must, in principle, **use the roadway**. (Article 17-1, Road Traffic Act)

**【Violation / Penalty】**  
Roadway Usage Violation: ¥6,000 fine

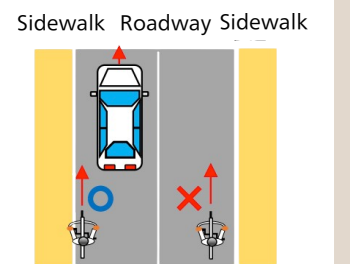


Road Shoulder

#### Principle: Keep to the Left

Bicycles must **travel on the left side of the road**. (Article 17-4 & 18-1, Road Traffic Act)

**【Violation / Penalty】**  
Roadway Usage Violation: ¥6,000 fine



#### Why is riding against traffic dangerous?

Riding on the right side is dangerous.

- In areas with poor visibility, drivers may not easily see you, increasing the risk of head-on collisions.
- At intersections, drivers may not notice you in time, which can lead to accidents when entering the roadway.



### ② RULES FOR RIDING ON THE ROADWAY

#### When a Bicycle Lane Is Provided

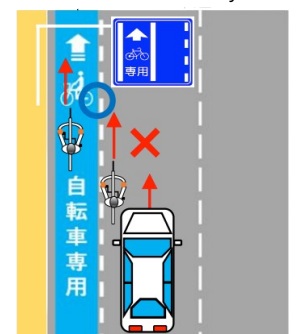
When riding on the roadway, if a **designated bicycle lane is provided**, bicycles must **use that lane**. (Article 20-2, Road Traffic Act)

**【Violation / Penalty】**  
Designated Lane Violation: ¥5,000 fine



Designated bicycle lane

Designated bicycle lane  
Sidewalk Roadway



### ■ When Bicycle Access Is Restricted

Do not enter roads where vehicle access is **prohibited**, including **riding against one-way traffic**. (Article 8-1, Road Traffic Act)

【Violation / Penalty】  
Prohibited Entry Violation: ¥5,000 fine

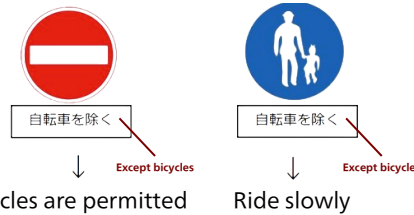


Bicycles are prohibited from entering this road.

### ■ Pedestrian-Only Roads (Bicycles Permitted)

On **pedestrian-only roads** where bicycles are permitted, you must **ride slowly and give priority to pedestrians**. (Article 9, Road Traffic Act)

【Violation / Penalty】  
Failure to Ride Slowly (Pedestrian Road): ¥5,000 fine



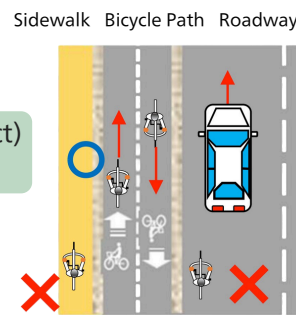
Bicycles are permitted      Ride slowly

## ③ BICYCLE PATHS AND SIDEWALKS

### ■ When a Bicycle Path Is Provided

If a **bicycle path** is provided, bicycles must **use that path**. (Article 63-3, Road Traffic Act)  
Note: Bicycles are not permitted on the sidewalk when a bicycle path is available.

【Violation / Penalty】  
Failure to Use Bicycle Path: ¥3,000 fine



### ■ When Riding on the Sidewalk Is Permitted

In principle, bicycles must use the roadway. However, ordinary bicycles may **use the sidewalk** in the following cases: (Article 63-4-1, Road Traffic Act)

- ① When **signs or road markings** indicate that bicycle access is permitted
- ② When the rider is **under 13 years old**, or **70 years or older**, or has **certain physical disabilities**
- ③ When it is unavoidable for safety reasons due to road or **traffic conditions**

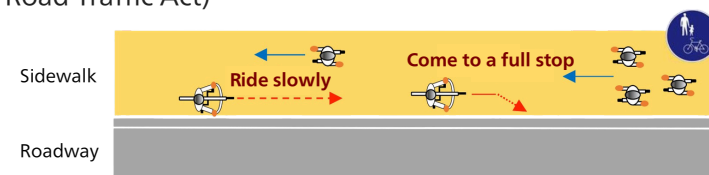


### ■ Rules for Riding on the Sidewalk

When riding on the sidewalk where permitted, bicycles must **ride slowly** on the **side closer to the roadway**. (Article 63-4-2, Road Traffic Act)

If riding **interferes with pedestrians**, you must **come to a stop**.

【Violation / Penalty】  
Failure to Ride Slowly (Sidewalk): ¥3,000 fine



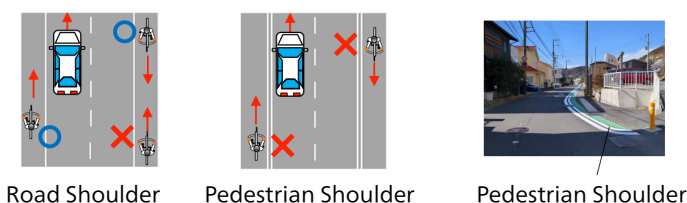
## ④ ROAD SHOULDERS

### ■ Rules for Riding on the Road Shoulder

When riding on the **road shoulder**, bicycles must use the **shoulder on the left side of the road**. (Article 17-3-1, Road Traffic Act)

Note: Riding is not permitted on road shoulders marked with **double solid white lines (Pedestrian shoulder)**.

【Violation / Penalty】  
Roadway Usage Violation: ¥6,000 fine



## ⑤ CROSSING AND PEDESTRIAN PRIORITY

### ■ Crossing at Crosswalks

When crossing the road, bicycles may **use crosswalks**.

However, if there is a risk of **interfering with pedestrians**, you must not cross while riding the bicycle. (Article 25-2-1, Road Traffic Act)

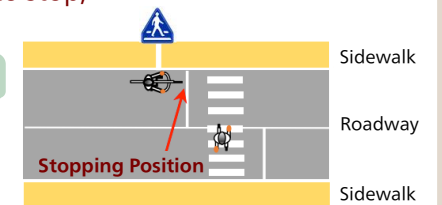
【Violation / Penalty】  
Illegal Crossing Violation: ¥5,000 fine

### ■ Approaching a Crosswalk

When approaching a crosswalk, you must ride at a **speed that allows you to stop**, unless it is **clear that no pedestrians are present**.

If there are pedestrians crossing or about to cross, you must **come to a full stop before the crosswalk** and **give way**. (Article 38-1, Road Traffic Act).

【Violation / Penalty】  
Failure to Yield to Pedestrians: ¥6,000 fine



## ⑥ SLOW RIDING AND FULL STOP

### ■ Rules for Slow Riding

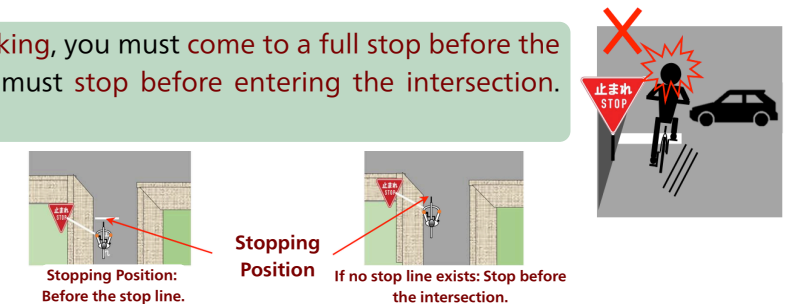
At **intersections without traffic signals** where visibility is limited, or near road curves, you must **ride slowly**. (Article 42, Road Traffic Act)

【Violation / Penalty】  
Failure to Ride Slowly: ¥5,000 fine

### ■ Rules for Full Stop

At **intersections with a stop sign or marking**, you must come to a **full stop before the stop line**. If there is no stop line, you must stop before entering the intersection. (Article 43, Road Traffic Act)

【Violation / Penalty】  
Failure to Stop: ¥5,000 fine



## ⑦ TRAFFIC SIGNALS

### ■ Signals Bicycles Must Follow

When **riding on the roadway**, bicycles must follow the **traffic light (for vehicles)**.

When using a **crosswalk**, bicycles must follow the **pedestrian signal**. (Article 7, Road Traffic Act)

When the **traffic light is yellow**, you must not proceed beyond the **stopping position** unless it is unsafe to stop.

【Violation / Penalty】  
Signal Violation: ¥6,000 fine

However, when a pedestrian signal displays "**Pedestrians and Bicycles Only**," you must follow the **pedestrian signal**.

